

Lithium Iron Phosphate (LiFePO4) Battery

TC12.8V36AH

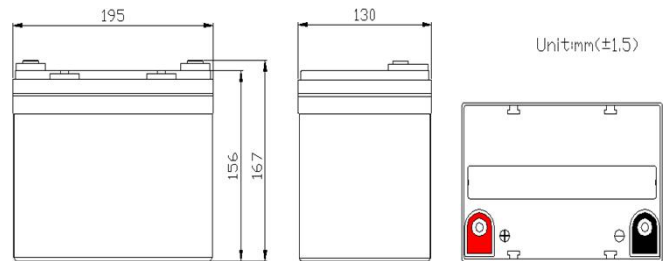
Features

- ◆ Using the technology of lithium iron phosphate cell, superior safety, thousands of cycles, 100%DOD, under normal conditions
- ◆ Built-in automatic protection for over-charge, over discharge, over current and over temperature
- ◆ Maintenance free
- ◆ Internal cell balancing
- ◆ Lighter weight: About 40% ~50% of the weight of a comparable lead acid battery.
- ◆ Can be charged using most standard lead-acid charges (set)
- ◆ Wider temperature range:-20℃~60℃



Application

- ◆ UPS
- ◆ Solar & Wind power system
- ◆ Golf Cart
- ◆ Electric vehicle , E-bike, E-rickshaw e.g.
- ◆ Lighting



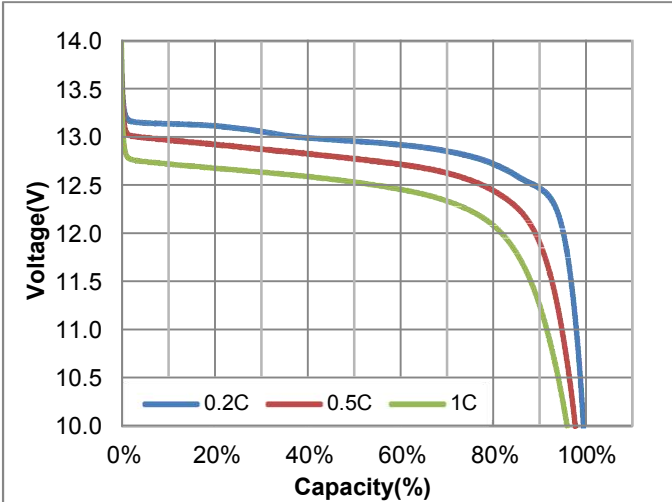
General Specifications

Electrical Characteristics	Nominal Voltage	12.8V
	Nominal Capacity	36Ah@0.2C
	Energy	460.8Wh
	Internal Resistance	60≤mΩ
	Cycle Life	>2000 Cycles @ 0.2C Charge/Discharge at 100%DOD,End of Life 70% Capacity.
	Months Self Discharge	≤3.5% per month at 25℃
Standard Charge	Charge Voltage	14.6±0.2V
	Charge Mode (CC/CV)	At 0℃~45℃ temperature, charged to 14.6V at a constant current of 0.2C5A, and then,changed continuously with constant voltage of 14.6V until the current was not more than 0.02C5A.
	Charger Current	7.2A
	Max.Charge Current	18A
Standard Discharge	Discharge Current	7.2A
	Max. Continuous Current	36A
	Max.Pulse Current	100A(<10S)
	Disxcharge Cut-off Voltage	10.0V
Environmental	Charge Temperature	0℃ to 45℃ (32℉ to 113℉) @60±25% Relative Humidity
	Disxcharge Temperature	-20℃ to 60℃ (-4℉ to 140℉) @60±25% Relative Humidity
	Storage Temperature	0℃ to 45℃ (32℉ to 113℉) @60±25% Relative Humidity
	Water Dust Resistance	IP55
Mechanical	Cell & Method	IFR32700, 4S6P
	Plastic Case	ABS
	Dimension(L*W*H*TH)	195*130*156*167mm
	Weight	Approx. 3.3Kg
	Terminal	M6

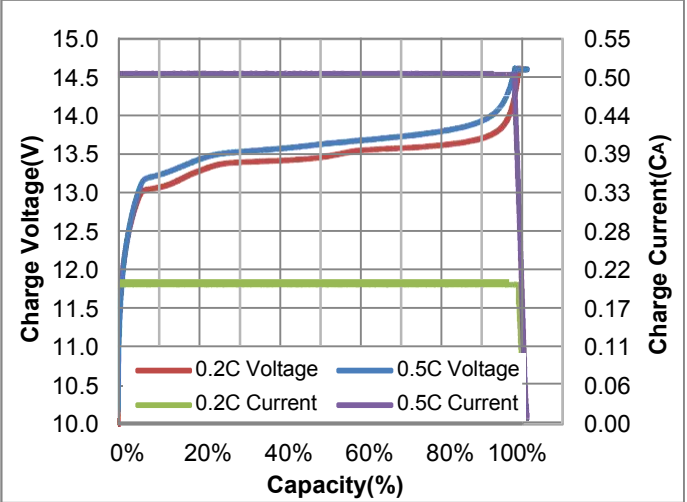
Lithium Iron Phosphate (LiFePO4) Battery

TC12.8V36AH

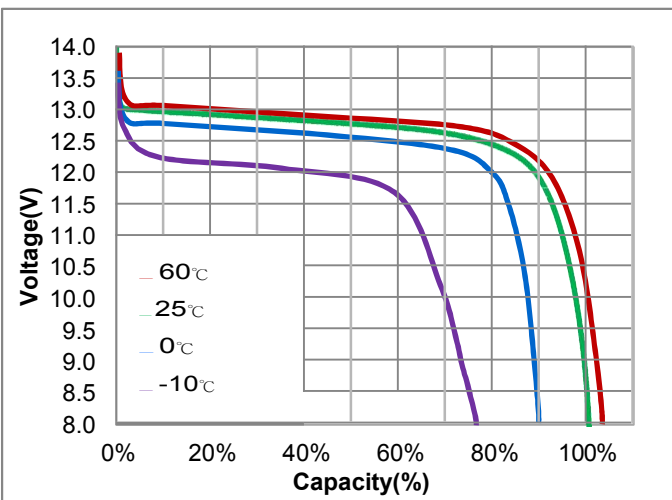
Different Rate Discharge Curve @ 25°C



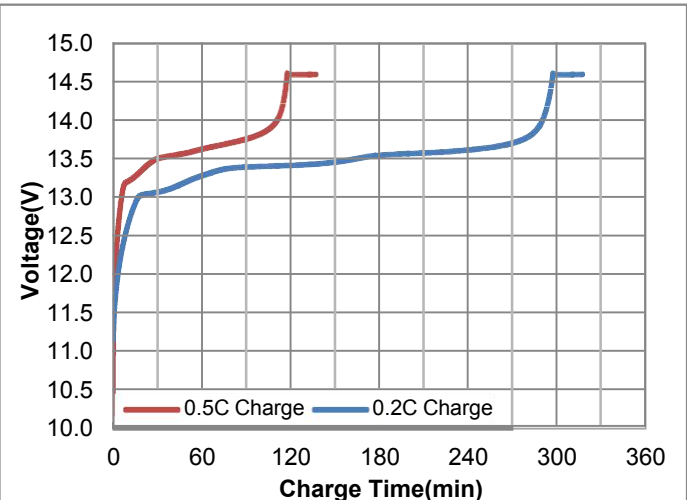
Charge Characteristics @0.2C&0.5C, 25°C



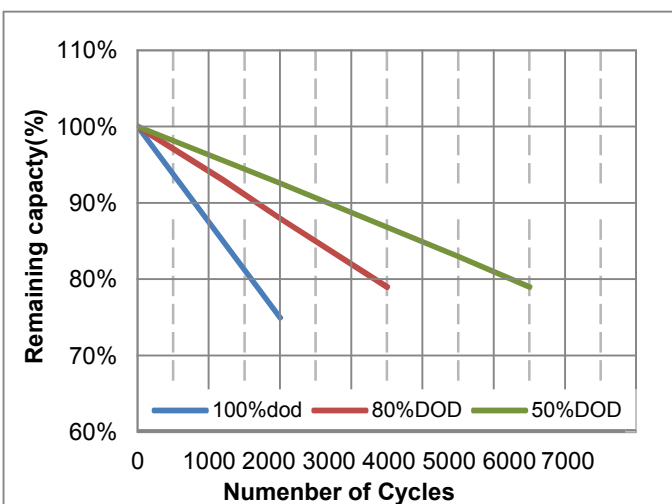
Different Temperature Discharge Curve @0.5C, 25°C



Charge Characteristics @0.2C&0.5C, 25°C



Different DOD Discharge Cycle Life Curve @0.5C, 25



Open circuit voltage VS SOC%

